



README.TXT

A Newsletter from
KPEnterprises Business Consulting, Inc.

Web: www.KPEnterprises.com
Phone 916-928-0888

Email: sales@KPEnterprises.com
Copyright © 2008 KPEnterprises
Business Consulting, Inc.



Did You Miss the Webinar?

Order A Free CD!

If you missed our “Third Thursday” webinar on Saving Money with Thin Clients and Terminal Servers, you can order it now on CD-ROM.

This is a 30-minute seminar.

To request your free CD, just send an email to sales@KPEnterprises.com.

You can also request the seminar on new Microsoft licensing programs.

See Page Two for information on the next webinar.


Inside This Issue

Notes From the Field	1
Webinar CD—Free	1
Essential Business Server	1
Fighting Spam, Spyware, And Viruses	2
Our Approved Vendors	2
Themes and Templates in PowerPoint	3
Angle Text in Excel	4


Notes From The Field

By Karl W. Palachuk, CEO



 **The End is in sight.** Microsoft Windows XP OEM version (the one that ships with a new computer) will officially cease to exist in January 2009. If you buy Windows by open license, make sure you get XP media if you'll need it.

 **Do you know about Borders Classes?** Our very own Karl P. will be teaching a class on **Blogging** at Borders on Fair Oaks Blvd. at 2 PM on April 13th. Hope to see you there.

 **April means Q2 is here!** If you haven't been scheduling your Technology Roadmap meetings, this is a perfect time to get back on track. Email ManuelP@kpenenterprises.com.

 **And if we can help . . .** Give us a call. 916-928-0888

What's Coming in Microsoft's "Essential Business Servers" Family

Perhaps you've heard of Microsoft's new "Essential Business Servers" Family. Beginning in version 2008, Windows Small Business Server is part of this family.

The EBS Family consists of a series of **server combinations** that are integrated together for specific small- and medium-sized business needs.

Perhaps the coolest combo is the Small Business Server Premium Edition. This package will includes licenses to install a second Server 2008 operating system and SQL for that server.

If you're currently running SQL on your one SBS Server, this option will give you the ability to dedicate a lot more power to your SQL application.

KPEnterprises is on the Beta development team for both products. Every member of our team has already installed Small Business Server 2008. Of course, Microsoft's not done making changes yet, so the final product may change.



Networking Infrastructure Solutions

Fighting Spam, Spyware, and Viruses — And Surviving



Join our free online webinar Thursday, May 15th at 12 Noon.

Due to a variety of travel and other activities, we will not be holding a Third Thursday webinar in April.

But please join us in May as we explore some best practices for surviving in the world of modern computing. It's too bad that we have to spend so much time and energy fighting these things, but there are a few simple things every user can do to make life easier.

For More Information, and to register, visit www.SacBizTech.com.

Our "Approved" Vendors

Working with quality products makes all the difference.

Every once in awhile we re-examine the list of products we sell. Changing **recommended** brand names is something we only do gradually over time. We have a relatively small list of recommended brands. At the same time, we have an extensive list of **approved** brand names or vendors.

At a recent I.T. Channel conference, the representative from Brother printers made the interesting statement that they're a "great second printer option." What does that mean? Well, they did some research and discovered that everyone has a favorite printer line (HP, Ricoh, Lexmark, etc.) and most people have a second place favorite: Brother.

It's an interesting position to be in. Brother sells a LOT of printers from their position as a secondary brand name for virtually everyone.

While we are very clear on our recommended product list, we also have our list of second and third favorite products. And, truth be told, we support a very long list in some areas.

Our first concern is **quality of product**. But since we're the folks at the front line when something goes wrong, we also place a lot of emphasis on **quality of service** and our **relationship** with the vendor.

Some manufacturers product excellent products but have poor support. Either you can't get ahold of them or their options are not very customer focused. For example, one PC brand we never sell treats computers as if they were CD players. When they break, you send in the computer with \$30 and wait weeks to hear back.

Similarly, some manufacturers are good at working with us as resellers, and some are not. Good ones provide training, give us an assigned representative, and help us solve client problems.

If you have questions about the brands we recommend or support, please give us a call.

How Do You Use

Themes and Templates in PowerPoint 2007?

When you create a new PowerPoint project, one of the options is to base your project on a Theme or Template. Both of these are just collections of pre-configured slides that you can use to create your project.

Most people start with the first slide and simply copy it for the next, and the next, and the next slide. To get more value from these themes, you should look behind the curtains a bit. Here's how.

On the **View** menu, choose **Slide Master**. That will give you a display something like the picture on the left. As you can see, there are several slide designs to choose from, and each is designed to look good with the others. Close slide master view when you're done.

Let's say you've create a new slide and you want to apply one of these page designs. On the left-hand side of your screen are thumbnail images of your pages. Simply right-click on one of these pages and choose **Layout** from the drop-down menu. See the illustration below.

As you can see, it is very simple to choose one of these themed master slides.

All presentations vary. But generally speaking, you will use one type of slide for your titles or section headings, a second type for your general contents, and a third type for end-matter slides (e.g., list of resources).

Office 2007 comes with several templates and themes built in. You can also choose themes from the Office Online collection (no charge). Or, if you really want something special, you can search for PowerPoint templates and themes online. A few of the online resources are free. But the really good templates cost money.

To find them, Google "PPT Template."

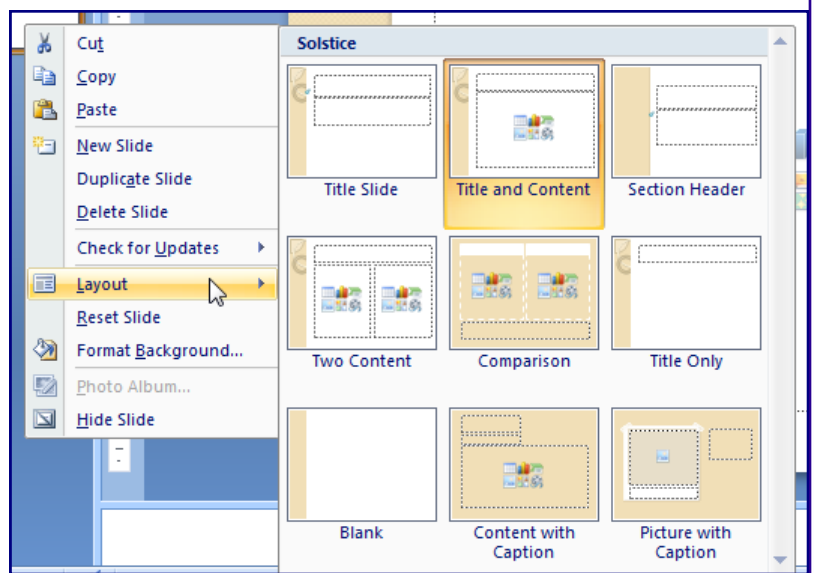
Create Your Template

Once you've created a template you like, save it as your personal or company template.

Then, when you create new PowerPoint presentations, you can start with your own template. In this way, all of your presentations will have the same look and feel.

You can also copy slides from one presentation to another and you'll know that they will be consistent with your company image.

If you need help with PowerPoint, just ask us. We're happy to help where we can.



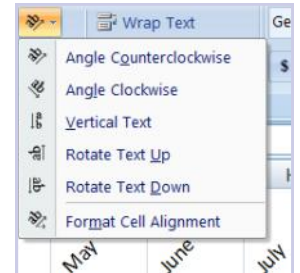

Be More Productive Today

Angle Text Makes Excel Easier to Read



Sometimes it's nice to add a bit of style to boring old Excel spreadsheets. After all, most of what we do in Excel is straight, flat, boring text and numbers. The eyes begin to blur after awhile.

One of the easier things you can do to break things up — and make text easier to read — is to put some text at an angle. This is very easy. Simply select the text you wish to adjust, then click on the Angle Text button (from the Home ribbon).



This will drop down the various options.

There are several pre-set options. The last item on the list opens a dialog box that allows you to make very fine adjustments to the cell formatting. For example, you don't have to use a 45 degree angle, you can angle the text whatever you like.

As long as you're playing around, consider using a little color or shading to make text stand out. Sometimes finance meetings or presentations can be deadly because you're reviewing a large amount of information in a small space. A little spice goes a long ways.

At the same time, don't get carried away. When everything's highlighted, nothing's highlighted.

If we can help with anything, give us a call. 916-928-0888.

KPEnterprises Business and Technical Consulting Services

PMB 345
2121 Natomas Crossing Dr., #200
Sacramento, CA 95834

Phone: 916-928-0888
Fax: 916-457-2924
Email: sales@KPEnterprises.com

Web: www.kpenterprises.com

Blog: <http://kpenews.blogspot.com>



Networking Infrastructure Solutions

Address Correction Requested